

## Exhibition Check List - *VermiCulture Makers Club*

Amy M. Youngs + members of the Vermiculture Makers Club. March 6 – April 17, 2015.  
849 Gallery, Kentucky School of Art, Louisville, KY.



***Machine for Living Interdependently***, Amy M. Youngs


Materials: Live composting worms, water, plants, lichen, expanded clay balls, stainless steel, chrome, cork, rubber tubing, aquarium air pump, rug and rocking chair. 2012 - 2015

The plants, worms and bacteria living in this sculpture rely on each other and on human participation. They are fed entirely on waste generated by us: coffee grounds and veggie scraps from our kitchen, old newspapers and shredded junk mail from our offices, and carbon dioxide from our breath. They are watered by our rocking leisurely in the chair, which mechanically pushes water up to the top of the ecosystem and causes it to circulate through each part; delivering to the plant roots aerated water that has been fertilized by the worms living in the stream. Partnering with living ecosystems benefits humans too, as the plants provide cleansed air and the worms provide local waste disposal services. Worm composting keeps waste out of the landfill, saving us from generating more greenhouse gas. Methane is a greenhouse gas that is produced by rotting food, even inside of traditional, outdoor compost bins. Worm composting does not produce methane and it does not create odors. Breathe easy, and invite them into your home.



***The Agreement***, Amy M. Youngs

Digital print on aluminum. 2015  
11" x 17"



***Eating the Wave Particle Duality***, Amy M. Youngs

Materials: Worm castings (manure from worms), bentonite, wood, cotton thread, string, jute, newspaper, feathers, cactus spines, cork, horsehair, human hair, leather. 2014

Waste is food.

A spectrum of waste materials can be digested by composting worms, who tunnel their way through, as they transform it into food for plants, which eventually becomes food for us. The worm castings - hanging from the wood mesh in this sculpture - were hand-formed into the shapes of worms. They are made of worm waste sourced from the bottom of my home worm bins and mixed with a binding agent to create a clay-like material. I feed my worm colony waste food, paper, dead plants, coffee grounds, lint, rabbit manure and fur. I feed the worm castings to my garden plants. When I am eating a tomato from my garden I digest the distinction between waste and food.

From the perspective of a plant, the worm castings in this sculpture are a nutritious, edible food. From the perspective of a worm, everything else in this sculpture is edible.

### ***Worm Cozy Series***

Worm Cozies are designed to help humans feel more comfortable hosting worms in their homes. Based on the concept of appliance cozies, which were originally created as a way to hide the sight of garish machines inside the domestic space of the kitchen, these worm cozies similarly function as a softening interface that will help us get used to the idea of living with worm ecosystems.

Composting worms are excellent co-habitants that can help us reduce our greenhouse gas output by eating waste paper and food scraps that would otherwise be sent to landfills, which generate methane. Local, in-home worms can transform domestic organic waste into a rich, nutritious fertilizer that can be fed to houseplants, food gardens, trees or lawns. Worm ecosystems are odor-free, silent and thrive in dark, moist places with food, so they will not want to leave their worm cozy. I understand that some people are squeamish about the idea of living with worms, which is why these cozies are designed to be friendly, fuzzy, and discrete.



***Worm Cozy Cookpots***, Amy M. Youngs

Materials: thrift store pots, fabric, worms.

2015



***Worm Cozy Hat Heads***, Amy M. Youngs

Materials: thrift store hats, clay pots, worms.

2015



***Teddy Bear Worm Tamers***, Amy M. Youngs

Materials: thrift store teddy bears, fabric, worms.

2015



***Paper Shredder Worm Cozy***, Amy M. Youngs

Materials: thrift store paper shredder, fake fur, Teflon rods, stainless steel screws, worms.

2015



**Plant Stand Furry Worm Cozy**, Amy M. Youngs

Materials: fabric, plastic bucket, fake fur, plant, clay pot, clothesline, worms.  
2015



**Plant Stand Camo Worm Cozy**, Amy M. Youngs

Materials: fabric, plastic buckets, thrift store feather boa, cactus, clay pot, screws, worms.

2015



**#WormSelfie Photo Booth**, Amy M. Youngs

Materials: wireless internet connection, social media site (Flickr.com), camera, monopod, darkroom safelights, fabric, clay worm bin, worms.  
2015


This photo booth enables participants to pose for a selfie with live composting worms. A button can be pressed to wirelessly activate a camera that automatically uploads photographs to a social media site with the hashtag #wormselfie. Taking selfies with live worms is a way to make them appear visible, noticeable, and perhaps, worthy. The red lighting is used because it does not harm or frighten worms and the hope is to encourage a playful - and respectful - situation for humans to interact with worms.



**Shared Fruits**, Amy M. Youngs

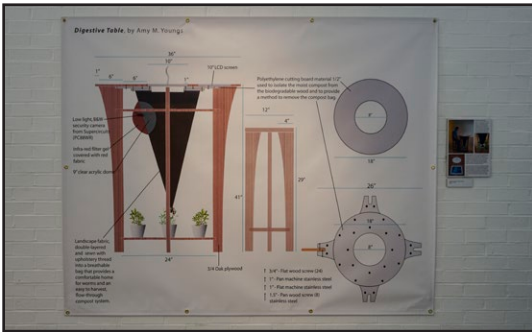
Materials: glass, cork, worm castings (made of my waste food, paper, dead plants, coffee grounds, dryer lint and more, processed by worms). 2015

The glass vessels were crafted by Jacci Delaney. The worm castings inside are a collaboration between worms, bacteria and my household waste.



**Rainbow Swarm**, Amy M. Youngs

Four digital prints on aluminum, hung together 25" x 37"  
2015



**Digestive Table Construction Diagram**, Amy M. Youngs

Vinyl banner 72" x 56"  
2014

A diagram of how to build *Digestive Table*, which is a functional table that allows worms and humans to eat together. This has been downloadable from my website since 2006 and has been used to build at least two tables, that I know of.



**LIVE Feed (worm bin webcam)**, Amy M. Youngs

Live video feed from an infra-red web camera in a worm bin at my office at the Ohio State University.  
2015



**LIVE Feed (time-lapse)**, Amy M. Youngs

6 minute looping video, based on footage from my LIVE worm bin webcam from January 14 – February 25.  
2015



**Shaking Hands**, Amy M. Youngs

A 3 hour long handshake with worms compressed into a 10 minute video.  
2015



**Table for Makers, Readers, Sniffers and Talkers,** Amy M. Youngs

The table has a book for drawing or recording worm-related art ideas, containers of worm castings to sniff and touch, a book, *Worms in our FURNITURE*, a handout on worm care, Makers Club cards and a binder with instructions to build a flow-through worm bin bag I designed.

2015



**The Worms,** Krzysztof Topolski and Amy M. Youngs

The Worms (music) Krzysztof Topolski

Movement 1: 8'04"

Movement 2: 5'31"

Movement 3: 4'06"

The Worms Band Logo, by Amy Youngs

Digital print on aluminum. 12" diameter

2015



**Vermiculture Makers Club Member Work**

Ryan Agnew, Joachim Bean, Levi Bedall, Katherine Beigel, Gretchen Cochran, Elizabeth Fischer, Matt Herrmann, Xinge Huang, Kay Bea Jones, Daniel Meredith, Henry Peller, Evan Rimoldi, Ken Rinaldo, Andrea Ross, Ethan Schaefer, Lindsay Scypte, Ann Silverman, Casey Slive, Krzysztof Topolski, Patrick Turner, Patrick Vokaty, and Zachary Weinberg.

Documentation posters of work from friends, colleagues and students who share an interest in creating culture for, or about, worms. Many were students of "Vermiculture Furniture", a course I co-taught with Kay Bea Jones and Ann Silverman. Others are artist colleagues, volunteers, close friends and my partner, Ken Rinaldo. Together, we form a loosely affiliated club, which can include you. Please feel free to take a Member Card and join us in the making.

2012 - 2015

